

Original Article

Gas Leakage Detection in Somalia: Advancing Safety with IoT-Based Systems

Osman Diriye Hussein¹, Adam Muhudin², Husein Osman Abdullahi², Mohamed Abukar Ali²

¹Faculty of Engineering, SIMAD University, Mogadishu-Somalia.

²Faculty of Computing, SIMAD University, Mogadishu-Somalia

¹Corresponding Author : osman@simad.edu.so

Received: 09 May 2024

Revised: 12 June 2024

Accepted: 09 July 2024

Published: 26 July 2024

Abstract - Gas leaks present difficult problems in a variety of applications requiring sophisticated solutions to reduce related risks successfully. In order to provide real-time monitoring and reaction mechanisms, this study introduces a unique approach called the "Gas Leakage Detector," which makes use of state-of-the-art IoT technology and advanced gas sensors. This device provides unmatched accuracy and efficiency in detecting gas leaks by surpassing traditional detection methods. This helps prevent dangerous explosions and protects the environment and human life. Additionally, the use of IoT capabilities guarantees scalability and adaptation to Somalia's particular context, tackling particular issues that are common in the area. This article offers a thorough examination of the goal, methods, literature review, results discussion, and strategies for future implementation. As a consequence, readers will have a thorough understanding of the creation and application of Internet of Things-based gas leakage systems specifically developed for the Somali environment. These developments in gas detection technology open the door to improved global protection against gas-related threats and usher in a new era of safety and resilience.

Keywords - Gas leakage, IoT technology, Real-time monitoring, Response mechanisms, Explosion prevention, Environmental protection.

1. Introduction

Gas leak detection systems are critical in protecting homes, businesses, and industrial sites from the potential threats caused by gas leaks. These systems, which include sensors and control devices, act as attentive guardians, quickly detecting the presence of gas in the air and initiating prompt warnings or responses to limit dangers [1].

In a world where Liquid Petroleum Gas (LPG) is widely used for its economic benefits, the risk of gas leakage looms large, causing major concern among users. Undetected gas leaks can have devastating repercussions, ranging from property damage to fatal accidents. As a result, combining gas leak detection systems with home automation and security systems is critical for assuring the safety and well-being of residents.

This research emphasizes the critical importance of modern gas leak detection systems, particularly in high-risk environments such as residential and industrial settings. By integrating early warning mechanisms with cutting-edge technology, these systems strive to identify gas leaks quickly and precisely, giving an extra layer of protection against possible calamities.

This research emphasizes the critical importance of modern gas leak detection systems, particularly in high-risk environments such as residential and industrial settings [2]. By integrating early warning mechanisms with cutting-edge technology, such systems strive to identify gas leaks quickly and precisely, giving an extra layer of protection against possible calamities. In simplifying business processes, especially in areas like heating system process control.

This study aims to provide creative solutions that not only solve the pressing issues surrounding gas leak detection but also optimize industrial processes for increased productivity and safety standards. It does this by doing a thorough review of current methods and technologies. An essential part of maintaining safety in a variety of settings, from residential neighbourhoods to industrial sites, is identifying and correcting gas leaks.

Technological developments in recent times have resulted in the creation of advanced gas leak detecting systems that provide improved precision, velocity, and dependability. The purpose of this paper is to examine the complexities of gas leak detection systems, their significance in various contexts, and the difficulties in guaranteeing efficient gas leak detection



and prevention [4]. It will also explore how gas leak detection systems can be integrated with automation and mechatronics-based solutions in industrial settings, with a particular emphasis on the palm oil processing activities of PT [3, 5].

The Systems for detecting gas leaks are preventative steps that stop potentially disastrous events from happening when hazardous or combustible gases escape into the surrounding air. Typically, such structures are made up of sensors that can identify whether or not there are gas molecules in the air, as well as control hardware that analyses sensor data and initiates the proper actions in the case of a leak.

Accurately and promptly detecting leaks, setting up early warning systems to notify authorities or inhabitants, guaranteeing scalability and adaptation to various surroundings, and building systems for simple installation and operation are the goals of gas leak detection systems.

In residential scenarios, gas leak detection systems are critical in protecting tenants from the dangers posed by natural gas pipeline breaches or Liquid Petroleum Gas (LPG) tanks. The integration of gas leak detection systems with home automation systems enables remote monitoring and control, allowing homeowners to get real-time alerts and respond quickly in the case of a leak.

In addition, the advancement of smart home gadgets and Internet of Things (IoT) technology has improved the capabilities of gas leak detection systems, enabling seamless connection with other smart devices and platforms. Commercial buildings and businesses rely on gas leak detection systems to protect the safety of their employees, customers, and assets [6].

The risk of gas leaks is especially significant in environments where flammable gasses are utilized or stored, such as laboratories, warehouses, and manufacturing plants. Gas leak detection systems integrated with modern sensor technologies, such as infrared or electrochemical sensors, provide greater sensitivity and specificity, allowing for early leak detection and avoiding any accidents or operational disruptions.

Gas leak detection systems are critical in industrial environments where large-scale production activities are carried out. Industries such as oil and gas, chemical manufacture, and food processing use a wide spectrum of gases for a variety of reasons, including heating, refrigeration, and chemical reactions [7].

Any escape of these gasses can have serious effects, such as environmental pollution, equipment damage, and threats to personnel safety. One such industry dealing with the issues of gas leak detection and prevention is the palm oil processing industry, as represented [8].

As a market leader in the oleochemical industry, Mas faces the combined challenge of streamlining production processes while safeguarding the safety of its facilities and employees. The integration of automation and mechatronics systems provides an opportunity to handle these difficulties effectively.

Automation technologies, such as Programmable Logic Controllers (PLCs) and Supervisory Control and Data Acquisition (SCADA) systems, allow for real-time monitoring and management of industrial operations, including gas leak detection. Combining gas sensors with PLCs or SCADA systems may provide a centralized monitoring platform that provides detailed insights into gas leak incidents, allowing for preventative maintenance and response strategies [8].

Mechatronics-based technologies improve the efficiency and reliability of gas leak detection systems. Mechatronics technologies, which combine mechanical, electrical, and computer engineering concepts, enable the construction of intelligent sensor networks that can operate autonomously and adapt [9].

It can use mechatronics-based solutions to deploy dispersed sensor arrays throughout its facilities, assuring full coverage and quick detection of gas leaks. Despite the potential benefits of automation and mechatronics-based solutions, applying these technologies in industrial settings presents unique hurdles. Among these obstacles is the integration of various systems and technologies, as well as the requirement for specialized knowledge in building, deploying, and managing complex automation solutions.

Furthermore, ensuring the interoperability and reliability of gas leak detection systems in dynamic and hazardous contexts necessitates meticulous planning and risk assessment. To effectively handle these problems, one must take a comprehensive approach to automation and mechatronics integration, which includes not only technical but also organizational and operational factors [10].

This could entail cooperating with technology partners and service providers with expertise in automation and mechatronics, as well as investing in training and development programs to provide staff with the appropriate skills and knowledge.

Gas leak detection systems serve an important role in guaranteeing safety and managing risks in a variety of settings, including residential buildings and industrial sites. The combination of automation and mechatronics-based solutions provides chances to improve the effectiveness and efficiency of gas leak detection systems, particularly in industrial settings like palm oil processing [11].

Organizations can improve their operational safety, reliability, and productivity by embracing innovative technology and taking a strategic approach to integration and deployment.

2. Related Works

Fuel line leak detection systems have grown in importance in a variety of industries, including residential, industrial, and institutional contexts, due to the potential hazards connected with flammable gases such as Liquefied Petroleum Gas (LPG) and methane [12]. This section delves further into relevant studies in the field, highlighting technological breakthroughs, techniques, and applications of fuel line leak detection systems.

2.1. Evolution of Gas Detection Technologies

Gas detection methods have evolved significantly over time, spurred by advances in sensor technology and data processing capabilities. Early gas detection systems used simple sensors that detected changes in gas concentration via chemical reactions.

However, these devices lacked precision and sensitivity, making them unsuitable for detecting trace amounts of flammable gasses [13]. With the introduction of semiconductor technology, gas sensors observed a paradigm shift, resulting in the development of more sophisticated and sensitive sensors.

Metal Oxide Semiconductor (MOS) sensors, such as the MQ5 sensor described in the introduction, have emerged as a popular alternative for fuel line leak detection systems due to their high sensitivity to a wide range of gases, including LPG and methane. These sensors work on the premise of changing electrical conductivity in the presence of target gases, allowing for accurate and real-time detection.

Recent advances in nanotechnology have improved gas sensor performance by allowing for downsizing, increased sensitivity, and lower power consumption. Nanomaterial-based sensors, such as carbon nanotubes and graphene, have unrivalled sensitivity and selectivity, making them perfect candidates for next-generation fuel line leak detection systems [14].

2.2. Integration of Microcontrollers and Communication Modules

Fuel line leak detection systems' performance and efficacy depend on the integration of microcontrollers and communication modules [15]. Microcontrollers are the brains of the system; they are in charge of gathering, analysing, and making decisions on data.

Driven by its open-source platform and flexible features, Arduino has become a popular option for fuel line leak detection systems. To collect information on the amounts of

gases in the surrounding air, Arduino microcontrollers communicate with gas sensors.

The microcontroller's sophisticated algorithms examine this data in real-time, looking for irregularities that could point to a fuel line leak. The microcontroller alerts stakeholders to the possible danger by setting off alarms and establishing contact with other devices, like GSM/GPRS modules.

Wireless communication and remote gasoline line leak detection system monitoring are made possible by GSM/GPRS modules. These modules make use of cellular networks to provide status updates and alarms to pre-selected recipients, guaranteeing prompt action and risk mitigation.

Furthermore, several systems utilize Internet of Things (IoT) platforms to facilitate cloud-based data analytics and monitoring, allowing for the centralized administration of numerous detection systems located in various places.

2.3. Application-Specific Considerations

Systems for detecting fuel line leaks are made with particular uses and conditions in mind, each with its own set of requirements and difficulties. For example, occupant safety and adherence to building norms and regulations are given priority in residential environments. Fuel line leak detection systems need to be discrete, dependable, and simple to install and maintain in this sort of environment [16].

Fuel line leak detection systems are essential for maintaining worker safety and averting environmental harm in industrial environments where there is a larger danger of catastrophic catastrophes. To offer complete protection against fuel line leaks, these systems are frequently integrated into the safety infrastructure that is already in place, such as process control and emergency shutdown systems.

As vulnerable populations and vital infrastructure exist in institutional settings like hospitals and schools, there are particular needs for fuel line leak detection systems. To guarantee the security of patients, employees, and guests, these systems need to be able to monitor continuously and react quickly.

2.4. Alarm Triggering Mechanisms and Response Protocols

An essential part of gasoline line leak detection systems is alarm triggering mechanisms, which notify stakeholders and occupants of potential leaks by means of visual and auditory cues. Digital displays, flashing lights, and buzzer alerts are frequently utilized to alert people to the presence of flammable gasses and the need for quick action [17].

Gas line leak detection systems provide communication capabilities in addition to local alarms to alert distant stakeholders to the leak. To enable quick action and hazard reduction, SMS, emails, and push notifications are sent to the

appropriate recipients, such as facility managers, emergency responders, and regulatory authorities.

When a gasoline line leak is discovered, response protocols specify what has to be done. This includes isolating the affected area, conducting evacuations, and turning on mitigating tools such as ventilation systems and emergency shutdown valves. These processes are designed to guarantee an efficient reaction and lessen the impact of the leak, considering risk evaluations and regulatory regulations.

2.5. Scalability and Adaptability

Fuel line leak detection system design and execution require careful consideration of scalability and adaptability, especially for large-scale installations and multi-site deployments. These systems need to be able to adapt to changing operating needs, ambient circumstances, and communication protocols in various contexts.

Scalability is made possible by modular design techniques, which make it simple to add or remove components as needed. Modular sensor arrays, for instance, can be used to monitor several fuel lines at once or to cover greater areas.

Similar to this, scalable communication architectures make it easier to include new sensors and devices into the detection system, allowing for easy extension and infrastructure integration [18]. Flexibility in system configuration and compatibility with platforms and devices from third parties are keys to adaptability.

Integration with a variety of sensors, microcontrollers, and communication modules is made easier by open-source software frameworks and standardized communication protocols, which guarantee compatibility and interoperability in a variety of settings.

2.6. Hardware Components and System Design

The performance and dependability of gasoline line leak detection systems are greatly influenced by the choices made for the hardware and the systems architecture. Actuators, microcontrollers, communication modules, and gas sensors are examples of components that are carefully selected based on environmental toughness, power consumption, and sensitivity.

The sensitivity of gas sensors, like the MQ5 sensor, to target gases and their appropriateness for the intended use are the two main factors in their selection [19]. Over time, accurate and dependable operation is ensured by calibration and routine maintenance. Microcontrollers-like Arduino-offer the processing power and interface capabilities needed for data processing, collection, and control.

The detection system can be remotely monitored and wireless connectivity is made possible by communication modules like GSM/GPRS modules. By integrating these modules with cellular networks, notifications and status updates may be sent to specific recipients in real-time, guaranteeing prompt action and risk reduction [20].

Actuators are used to regulate fuel flow and start emergency shutdown processes in the event of a leak. Examples of actuators are solenoid valves and relays. In order to maximize coverage and performance, system designers consider how sensors, actuators, and communication modules are arranged and placed [20].

Options for wall and ceiling mounting are assessed according to criteria including visibility, environmental circumstances, and accessibility. In order to improve resilience and dependability against system malfunctions and failures, redundant systems and fail-safe methods are included.

3. Materials and Methods

Table 1. Components used in this paper

Component	Description
Arduino UNO	Microcontroller Board
MQ-2 Sensor	Gas Sensor for Detecting Multiple Gases
Breadboard	Prototyping Board for Circuitry
LCD Display	Liquid Crystal Display for Visual Output
I2C Module	Communication Module for Connecting Peripherals
Jumper Wires	Wires Used for Making Connecting Circuits

3.1. Arduino Uno

- Connect the Arduino Uno to an external power supply or USB to initialize it.
- Use the Arduino IDE or any other compatible software to write and upload a program (sketch).
- Use the input/output pins, both digital and analog, to interface with actuators, sensors, and other electronic components.
- Use the Arduino sketch to implement data processing, communication protocols, and control logic.

3.2. MQ-2 Sensor

- Use jumper wires to connect the Arduino Uno and MQ-2 sensor.
- To supply power to the sensor, join its VCC pin to an Arduino 5V output pin.
- Then, connect the Ground (GND) pin of the sensor to the ground pin of the Arduino.
- To read the analog output voltage from the sensor, use an analog input pin on the Arduino.
- Implement calibration routines if necessary and interpret sensor readings to detect the presence of gases.

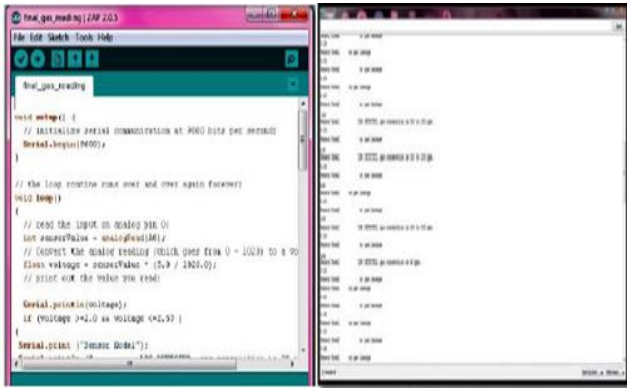


Fig. 1 IDE programming for MQ-2

3.3. Breadboard

- Insert electronic components such as resistors, capacitors, and integrated circuits into the holes on the breadboard.
- Use jumper wires to create electrical connections between components.
- Organize components and wires on the breadboard to create circuit layouts and prototypes.
- Test and debug circuits by adjusting component placement and wiring.

3.4. LCD Display

- Connect the LCD to the Arduino Uno using jumper wires.
- Initialize the display by sending appropriate commands through the Arduino sketch.
- Use library functions to write text, numbers, and symbols to the display.
- Control the display of information such as sensor readings, status messages, and user prompts.

3.5. I2C Module

- Connect the I2C module to the Arduino Uno using jumper wires.
- Initialize the I2C communication interface in the Arduino sketch.
- Use library functions to communicate with peripheral devices connected to the I2C bus.
- Implement protocols such as reading and writing data to devices such as sensors, displays, and memory modules.

3.6. Jumper Wires

- Use jumper wires to make electrical connections between components on the breadboard or between the breadboard and the Arduino Uno.
- Select appropriate wire lengths and colors to organize connections and minimize signal interference.
- Ensure secure connections by firmly inserting wires into the breadboard and component pins.
- Test connections and troubleshoot wiring issues as needed.

4. System Overview

The Software Approach Gas Detection and Monitoring System is intended to offer a dependable and affordable means of identifying and addressing gas leaks in a range of settings. By utilizing cutting-edge software algorithms and digital signal processing methods, this system enhances gas detection capabilities and boosts overall safety through smooth integration with current hardware components. Using an XBee transmitter, the sensor node transmits the gas sensor’s output data to the gateway node. A utility called La LabVIEW is available to interface the software and hardware components. Subsequently, the sensor will continue to measure the gas concentration based on the threshold value that has been established; this is monitored on La LabVIEW. A wireless gas leakage monitoring system’s flowchart is shown in Figure 2.

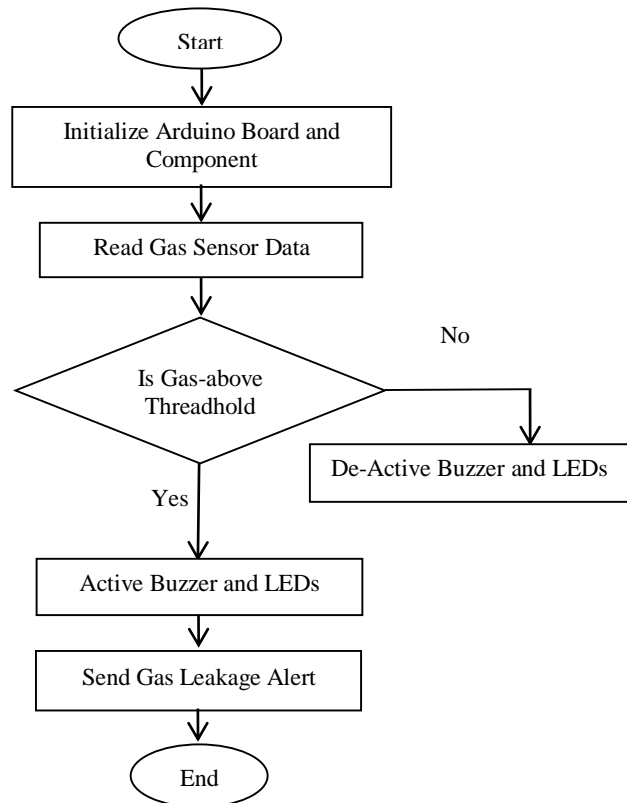


Fig. 2 Flowchart for gas leakage system

4.1. System Operation

The Software Approach Gas Detection and Monitoring System operates as follows.

4.1.1. Virtual Gas Sensing

Based on predetermined characteristics such as gas type, concentration levels, and ambient conditions, the virtual gas sensor module creates synthetic gas concentration data. The simulated data presents a realistic picture of the gas concentrations in the monitored environment, closely resembling the behavior of genuine gas sensors.

4.1.2. Algorithmic Analysis

To find trends, deviations and aberrations from predicted norms, the algorithmic processing unit examines the synthetic gas concentration data. Advanced algorithms analyze the data in real-time, allowing the system to reliably and accurately detect any gas leaks and determine the extent of irregularities.

4.1.3. Alarm Generating

The alarm generating system notifies users and pertinent stakeholders in a timely manner when it detects a possible gas leak. Because these alerts are configurable, they may be set up to meet particular user preferences and notification needs, guaranteeing that important information is communicated quickly and effectively.

4.1.4. Data Visualization

Users may see system status and gas concentration levels in an easy-to-understand manner thanks to the data visualization interface. Users can monitor gas levels in real-time, examine previous data, and see trends or patterns that might point to possible problems or areas for improvement thanks to interactive charts, graphs, and dashboards.

4.2. Comparison with Previous Research: Software Vs. Hardware Approaches in Gas Detection Systems

Both hardware and software approaches to gas detection systems have been thoroughly studied in the past; each has unique benefits and drawbacks [21]. Based on findings from the body of current research, it has now compared the Software Approach Gas Detection and Monitoring System with conventional hardware-based systems:

4.2.1. Cost-Effectiveness

Software Approach

When compared to hardware-based solutions, the software approach offers significant cost reductions [22]. Virtual sensors and algorithms are used to replace costly hardware components, which lowers initial and continuous maintenance costs.

Hardware Approach

The initial expenses of traditional hardware-based systems are greater since they require the purchase of physical gas sensors, microcontrollers, alarm systems, and display

units. Furthermore, over time, additional costs may arise from hardware component replacement and maintenance.

4.2.2. Scalability

Software Approach

The software-based architecture facilitates easy scalability and expansion to meet evolving requirements and expanding infrastructure needs. Algorithm updates and alterations can be applied with ease to accommodate changing circumstances.

Hardware Approach

Scalability issues with hardware-based systems might arise, necessitating the installation or replacement of physical components in order to allow for upgrades or growth [23]. This may result in hiccups and higher hardware installation and procurement expenses.

4.2.3. Flexibility

Software Approach

Software-based algorithms are incredibly flexible, making it simple to optimize and customize them to meet the demands of particular applications. It is possible to swiftly and effectively incorporate changes to features, sensitivity levels, and detecting algorithms.

Hardware Approach

Because changes to sensor functioning or configurations frequently necessitate physical alterations or replacements, hardware-based systems may be less flexible. Longer lead times and greater hardware modification expenses may arise from this.

4.2.4. Remote Monitoring

Software Method

With the help of the software method, users may access real-time data and receive warnings from any location with an internet connection. It also enables remote monitoring capabilities [24]. This improves situational awareness and makes it possible to take preemptive action.

Hardware Approach

Conventional hardware-based systems that rely on physical interfaces for system administration and data access may not have strong remote monitoring capabilities. Restrictions on remote access could result in slower reaction times and less efficient handling of gas-related emergencies.

4.2.5. Reliability

Software Approach

Reliability challenges with software-based systems might include compatibility problems, bugs, and glitches. Ensuring system performance and dependability requires continuous maintenance, quality assurance procedures, and extensive testing.

Hardware Approach

Systems that are hardware-based are generally regarded as being more durable and reliable, with fewer worries about compatibility problems or software defects. But, hardware malfunctions and breakdowns can still happen, necessitating quick maintenance and part replacement [25].

5. Result and Analysis

The GSM module and integration of the ESP32 microcontroller for its sophisticated features, so may improvement the current gas leak detecting system. By utilizing the ESP32's integrated Wi-Fi capabilities, it can transmit alerts to mobile devices and display them on the monitoring system with smooth communication.

The system can instantly notify mobile users of gas leaks by utilizing Wi-Fi connectivity. This makes communication easier and does away with the requirement for a separate GSM module. Furthermore, cloud connection becomes possible with Wi-Fi connectivity, enabling remote management and storage of gas leakage data. Functionalities like remote monitoring and data analysis are made possible by integrating the system with a cloud platform.

Convenience and flexibility are offered to users by the system's online interface and mobile app, which enable access from any location. The mobile app can employ push notifications to notify users of any identified gas leaks immediately. Additionally, it may be possible to increase the sensitivity and accuracy of gas leak detection by enhancing the sensor. Upgrading to a more sophisticated sensor guarantees dependable operation and prompt leak detection.

Gas leakage incidents can be stored locally or in the cloud by integrating data logging features into the ESP32. This makes it easier to analyze and report on the past and offers insightful information about how well a system performs over time. These improvements make the gas leak detection system a more reliable, effective, and user-friendly option. The system ensures the safety and security of the environment by providing expanded capabilities for real-time monitoring, remote access, and proactive alerting with ESP32 integration and Wi-Fi connectivity.

5.1. Utilizing GSM Shield for System Monitoring

It implemented certain operations (monito monitoring) and chose a fixed phone number in this system to ensure the proper functioning of the suggested solution. The user is not from the area where the gas leak occurred.

Figure 3 displays the images captured from the user's mobile device following the SMS sent by the fixed phone number in the GSM shield in the event of a gas release. This system can be utilized with any mobile phone that supports the SMS service; specific programs or hardware are not required.

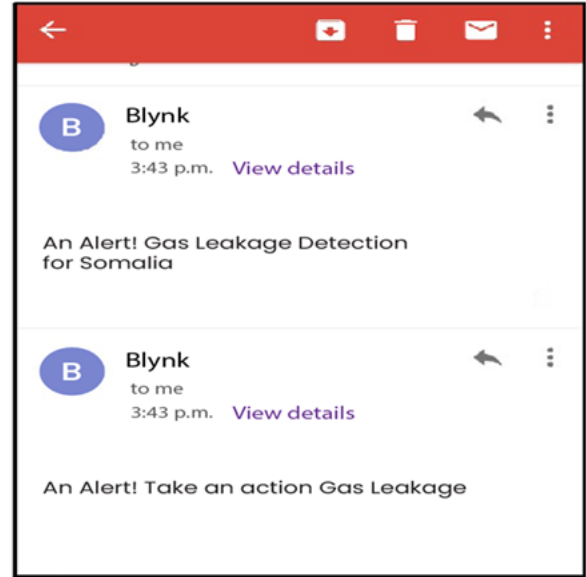


Fig. 3 Email SMS indication on the user's mobile phone

5.2. Hardware System Implementation

The implementation of hardware components, as outlined in the technique section, is effectively demonstrated in the paper. The hardware configuration that was described in the study has been successfully implemented thanks to careful design and implementation.

This achievement underscores the meticulous attention to detail and the adept handling of technical challenges by the research team. Furthermore, the successful hardware implementation serves as a solid foundation for the subsequent stages of experimentation and analysis detailed in the paper.




Fig. 4 Hardware connections and result

The core of the implementation is the NodeMCU, which is based on the ESP8266. It gets signals from the MQ-2 gas sensor when it detects gas leaking, which starts the monitoring routine. The response mechanism is smoothly orchestrated by the NodeMCU, which functions as the primary processing unit when integrated with the Blynk application. Users who download the Blynk app will receive real-time alerts about any gas leaks that are discovered.




Fig. 5 ESP8266 implementations

Furthermore, the system is set up to deliver email alerts and show alerts straight on users' mobile devices, guaranteeing quick and thorough distribution of important information. The NodeMCU (ESP8266) has strong features in addition to its basic capability to provide complete gas leak detection and notification capabilities. Using the accurate detecting capabilities of the MQ-2 gas sensor, the NodeMCU quickly identifies any instances of gas leaking in its immediate surroundings.

When triggered, the NodeMCU effortlessly integrates with the Blynk application, acting as the central point for alarm processing and dissemination. This integration allows users to receive real-time notifications on their smartphones or tablets, delivering rapid alerts to potential threats. Furthermore, the system is designed to provide multilayered notifications. Along with alerts received via the Blynk app, users receive email notifications, increasing redundancy in communication channels and guaranteeing that users are instantly alerted regardless of their current platform or connectivity.

The implementation creates a robust and dependable gas leak detection system by using the capability of the ESP8266-based NodeMCU and connecting it with the versatile Blynk application. This complete strategy not only improves user safety but also provides peace of mind by allowing for faster reactions to possible gas leakage problems.

The NodeMCU (ESP8266) with the MQ-2 gas sensor, together with seamless communication via the Blynk app, demonstrates the success of gas leak detection. This solution ensures that the system can quickly identify and inform users of potential gas leaks.

The system detects gas leaks with excellent sensitivity and accuracy thanks to the combined capabilities of the NodeMCU and the MQ-2 sensor. This success is bolstered by the Blynk app's reliable communication, which allows users to receive real-time notifications. The complete approach to gas leak detection and notification, which includes various levels of alerting methods such as Blynk notifications and email alerts, contributes to the system's success. Users can be

confident that they will be promptly notified of any gas leakage occurrences, allowing for timely and appropriate action to limit possible dangers.

6. Conclusion

In short, the Internet of Things (IoT) based gas leakage monitoring system provides a reliable solution to the inherent dangers connected with highly flammable gasses routinely utilized in home cooking. This system efficiently tackles the drawbacks of human detection approaches by leveraging IoT technology, ushering in a paradigm change toward proactive monitoring and reaction. Undetected gas leaks can have disastrous consequences, including fires, injuries, and significant property damage.

The system's seamless integration with IoT connection enables users to receive real-time notifications, allowing them to take rapid action when suspected gas leaks are detected. Designed primarily for household contexts, the system provides a compact and cost-effective solution that is suited to the needs of homeowners. Its user-friendly interface promotes accessibility and simplicity, allowing people to navigate and use its features quickly.

In essence, the IoT-based gas leakage detection system not only improves safety and security in home settings but also demonstrates IoT technology's transformative potential for mitigating hazards and protecting lives and property. As it continues to embrace advances in IoT and smart home technologies, solutions like this pave the way for a more secure and connected future.

The IoT-based gas leakage detection system offers a reliable solution to the hazards connected with highly combustible gases used in home cooking. By employing IoT technology, it overcomes the limits of human detection methods and allows for real-time monitoring and response.

Undetected gas leaks can cause fires, injuries, and property damage. The system's connection with IoT connectivity enables users to receive timely warnings of impending gas leaks, allowing them to take appropriate action. Designed for residential use, the system is compact and cost-effective, with user-friendly features that make it easy for consumers to use.

Furthermore, its proactive approach to home safety provides piece of mind by constantly monitoring gas levels in real-time, even while users are away from home. The system's scalability and agility make it ideal for future integration with other smart home devices, establishing the groundwork for a comprehensive home automation ecosystem that prioritizes safety, comfort, and efficiency. Overall, the IoT-based gas leakage detection system is an important step toward a more secure and connected living environment.

The system's capacity to detect breaches in real-time and notify users instantly is critical for managing these dangers. This rapid response power can make the difference between a minor event and a huge calamity. The inclusion of IoT connections allows consumers to remain informed and in control no matter where they are. Whether at work, on vacation, or in another section of the house, homeowners may access system data and receive warnings immediately on their mobile devices. This kind of remote accessibility not only increases convenience, but also provides piece of mind.

The system's user-friendly design makes it suitable for a wide range of users. Homeowners can easily access the system and understand its warnings and messages, whether they are tech-savvy or unfamiliar with smart technology. The system may develop and flourish with other smart home appliances because of its scalability and versatility. This creates opportunities for additional integrations and improvements in the future, such as connecting to smart appliances, security cameras, and smoke detectors.

References

- [1] Bader Farhan Alshammari, and Muhammad Tajammal Chughtai, "IoT Gas Leakage Detector and Warning Generator," *Engineering Technology & Applied Science Research*, vol. 10, no. 4, pp. 6142-6146, 2020. [[CrossRef](#)] [[Google Scholar](#)] [[Publisher Link](#)]
- [2] A.P. Linge et al., "IoT Based Gas Leakage System Using Arduino," *International Research Journal of Modernization in Engineering Technology and Science*, vol. 4, no. 4, pp. 663-669, 2022. [[Publisher Link](#)]
- [3] Manasi Rajendra Mane et al., "IoT Based Gas Leakage Detector for Home," *Journal of Emerging Technologies and Innovative Research*, vol. 10, no. 6, pp. i615-i622, 2023. [[Publisher Link](#)]
- [4] Saksha Poojari et al., "IOT Based Gas Leakage Monitoring System Using FPGA," B.E. Thesis, MES's Pillai College of Engineering, Mumbai, 2020. [[Google Scholar](#)] [[Publisher Link](#)]
- [5] Sejal Shah et al., "IOT Based Smart Gas Leakage Detection and Alert System," *Proceedings of the 4th International Conference on Advances in Science & Technology (ICAST2021)*, 2021. [[CrossRef](#)] [[Google Scholar](#)] [[Publisher Link](#)]
- [6] V. Praveen Sharma et al., "Gas Leakage Detection System Using IoT and Cloud Technology: A Review," *4th International Conference on Design and Manufacturing Aspects for Sustainable Energy (ICMED-ICMPC 2023)*, vol. 319, pp. 1-8, 2023. [[CrossRef](#)] [[Google Scholar](#)] [[Publisher Link](#)]
- [7] Stephen B. Harrison, Gas Detection in the Industrial, Medical, Speciality, and refrigerant Gases Sectors, sbh4 Consulting, 2020. [Online]. Available: <https://www.envirotech-online.com/white-paper/gas-detection/8/sbh4-gmbh/gas-detection-in-the-industrial-medical-specialty-and-refrigerant-gases-sectors/228>
- [8] A. Anurupa, M. Gunasekaran, and M. Amsaveni, "Efficient Gas Leakage Detection and Control System using GSM Module," *International Journal of Engineering Research & Technology*, vol. 3, no. 15, pp. 1-4, 2015. [[CrossRef](#)] [[Google Scholar](#)] [[Publisher Link](#)]
- [9] Asmita Varma, Prabhakar S., and Kayalvizhi Jayavel, "Gas Leakage Detection and Smart Alerting and Prediction Using IoT," *2017 2nd International Conference on Computing and Communications Technologies (ICCCCT)*, Chennai, India, pp. 327-333, 2017. [[CrossRef](#)] [[Google Scholar](#)] [[Publisher Link](#)]
- [10] Ravisankar B. et al., "Smart Detection System for LPG Gas Leakage using IoT," *2022 6th International Conference on Computing Methodologies and Communication (ICCMC)*, Erode, India, pp. 421-430, 2022. [[CrossRef](#)] [[Google Scholar](#)] [[Publisher Link](#)]
- [11] M. Sunandini et al., "Smart Industrial Level Gas Leakage Detection System Using AI & IOT," *International Journal of Engineering Research & Technology*, vol. 12, no. 03, pp. 1-8, 2023. [[CrossRef](#)] [[Publisher Link](#)]
- [12] Bibekananda Jena et al., "LPG Gas Leakage Detection System Using IoT," *Materialstoday: proceedings*, vol. 74, no. 4, pp. 795-800, 2023. [[CrossRef](#)] [[Google Scholar](#)] [[Publisher Link](#)]
- [13] V. Suma, Ramya R. Shekar, and Kumar A. Akshay, "Gas Leakage Detection Based on IOT," *2019 3rd International conference on Electronics, Communication and Aerospace Technology (ICECA)*, Coimbatore, India, pp. 1312-1315, 2019. [[CrossRef](#)] [[Google Scholar](#)] [[Publisher Link](#)]
- [14] Mattias Krysander, and Erik Frisk, "Leakage Detection in A Fuel Evaporative System," *Control Engineering Practice*, vol. 17, no. 11, pp. 1273-1279, 2009. [[CrossRef](#)] [[Google Scholar](#)] [[Publisher Link](#)]
- [15] O. Fagbohun et al., "Development and Design of a Microcontroller-Based Gas Weight and Leakage Detection System," *ARID Zone Journal of Engineering, Technology and Environment*, vol. 19, no. 3, pp. 623-634, 2023. [[Google Scholar](#)] [[Publisher Link](#)]
- [16] Naga Venkata Saidileep Korlapati et al., "Review and Analysis of Pipeline Leak Detection Methods," *Journal of Pipeline Science and Engineering*, vol. 2, no. 4, 2022. [[CrossRef](#)] [[Google Scholar](#)] [[Publisher Link](#)]
- [17] E. Jebamalar Leavline et al., "LPG Gas Leakage Detection and Alert System," *International Journal of Electronics Engineering Research*, vol. 9, no. 7, pp. 1095-1097, 2017. [[Google Scholar](#)] [[Publisher Link](#)]
- [18] Bessam Abdulrazak et al., *IoT Architecture with Plug and Play for Fast Deployment and System Reliability: AMI Platform, Participative Urban Health and Healthy Aging in the Age of AI*, Lecture Notes in Computer Science, vol. 13287 pp. 43-57, 2022. [[CrossRef](#)] [[Google Scholar](#)] [[Publisher Link](#)]

- [19] Mohammad Monirujjaman Khan, "Sensor-Based Gas Leakage Detector System," *Engineering Proceedings*, vol. 2, no. 1, pp. 1-6, 2020. [[CrossRef](#)] [[Google Scholar](#)] [[Publisher Link](#)]
- [20] Ken Thomas et al., "Digital Actuator Technology," Idaho National Laboratory (INL), Technical Report, pp. 1-105, 2014. [[CrossRef](#)] [[Google Scholar](#)] [[Publisher Link](#)]
- [21] Md. Ashiqur Rahman, Humayra Ahmed, and Md. Mamun Hossain, "An Integrated Hardware Prototype for Monitoring Gas leaks, Fires, and Remote Control via Mobile Application," *International Journal of Advanced Computer Science and Applications (IJACSA)*, vol. 13, no. 10, pp. 833-840, 2022. [[CrossRef](#)] [[Google Scholar](#)] [[Publisher Link](#)]
- [22] Yue Liang et al., "Field Comparison of Electrochemical Gas Sensor Data Correction Algorithms for Ambient Air Measurements," *Sensors and Actuators B: Chemical*, vol. 327, pp. 1-13, 2021. [[CrossRef](#)] [[Google Scholar](#)] [[Publisher Link](#)]
- [23] The Cost of Ownership for Gas Detection Equipment, ION Science, United States, 2022. [Online]. Available: <https://ionscience.com/usa/news/the-cost-of-ownership-for-gas-detection-equipment/>
- [24] T.H. Mujawar et al., "Development of Wireless Sensor Network System for LPG Gas Leakage Detection System," *International Journal of Scientific & Engineering Research*, vol. 6, no. 4, pp. 558-563, 2015. [[Google Scholar](#)] [[Publisher Link](#)]
- [25] Tahmasib Kh. Fataliyev, and Shakir A. Mehdiyev, "Analysis and New Approaches to the Solution of Problems of Operation of Oil and Gas Complex as Cyber-Physical System," *International Journal of Information Technology and Computer Science (IJITCS)*, vol. 10, no. 11, pp. 67-76, 2018. [[CrossRef](#)] [[Google Scholar](#)] [[Publisher Link](#)]